

TOP Dance

Professional LED Display Manufacturer



TOP DANCE



Contact Us

Mobile: +86-18665567073

Website: <https://topdanced.com>

Address: Bangyi Industrial Park, No. 37, Jinghu Avenue South, Huadu District, Guangzhou



TABLE OF CONTENTS

Company Profile	01/02
LED Poster Display	03/04
P3.91 Front Maintenance	05/06
P3.91 LED Display	07/08
P2.604 P2.976 LED Display	09/10
P1.56 P1.95 LED Display	11/12
P1.25 P2 LED Display	13/14
P2.5 LED Display	15/16
P6 P8 P10 LED Display	17/18
Transparent LED Screen	19/20
LED Screen Floor	21/23
Sphere LED Display	24



COMPANY PROFILE

Guangzhou TOP Dance



12 YEARS

TOP DANCE has been a professional manufacturer of LED displays in China since 2013.




10000 SQM

TOP DANCE has a 10000 square meters production plant, which include a complete workshop, testing area, warehouse and exhibition room.



50 LINES

Complete workshop with 50 production lines.



ABOUT US

TOP DANCE, founded in 2013, is a leading manufacturer of LED displays, specializing in the production, sales, and service of high-quality LED display products.

Having established a broad global market presence, TOP DANCE has sold over 100,000 LED display panels to more than 90 countries worldwide. Our LED displays are widely used in various indoor and outdoor applications, including event rentals, exhibition halls, shopping malls, concerts, sports venues, and broadcasting studios etc.

TESTING AREA

TOP DANCE has always remained committed to continuous innovation and the pursuit of top-notch quality. Our goal is to create innovative and superior products that exceed customer expectations.

TOP DANCE, With a 10,000 square meter factory area, TOP DANCE operates 20 LED display production lines, employing advanced techniques, cutting-edge equipment, and stringent quality control. A dedicated 1,000 square meter testing area ensures all LED panels meet top standards and global certifications.

LED POSTER DISPLAY



INDOOR LED POSTER

- *Panel Size:320mm x 160mm
- *Cabinet Size:1920mm x 640mm
- *Cabinet Weight:35KG/SQM
- *Brightness:≥750cd/m²
- *Best Viewing Distance:3m to 10m
- *Best Viewing Angle:Horizontal 140°, Vertical 140°



DOUBLE-SIDED LED DISPLAY POSTER

- *Panel Size:320mm x 160mm
- *Cabinet Size:1920mm x 640mm
- *Cabinet Weight:35KG/SQM
- *Brightness:≥750cd/m²
- *Best Viewing Distance:3m to 10m
- *Best Viewing Angle:Horizontal 140°, Vertical 140°



OUTDOOR LED POSTER

- *Panel Size:320mm x 160mm
- *Cabinet Size:1920mm x 640mm
- *Cabinet Weight:35KG/SQM
- *Brightness:≥750cd/m²
- *Best Viewing Distance:3m to 10m
- *Best Viewing Angle:Horizontal 140°, Vertical 140°




FOLDABLE POSTER LED DISPLAY

- *Panel Size:320mm x 160mm
- *Cabinet Size:1920mm x 640mm
- *Cabinet Weight:35KG/SQM
- *Brightness:≥750cd/m²
- *Best Viewing Distance:3m to 10m
- *Best Viewing Angle:Horizontal 140°, Vertical 140°

P3.91 LED DISPLAY

FRONT MAINTENANCE LED DISPLAY



PERFECT STRUCTURE


Front Maintenance LED Display designed with an ideal cabinet featuring a lifting handle, quick locks, panel handle, detachable power & receiving box, power & signal indicators, power connector, and signal connector.



Quick Lock



Special protective design



Lifting Handle


EASY INSTALLATION



Stacking Installation



Wall-mounted Installation



Hanging Installation

SPECIFICATIONS

Cabinet size:960*960mm

Module size:320*480mm

Refresh Rate:≥7680Hz

Best Viewing Distance:5-30m

Best Viewing Angle:160°±10°

Lifetime:100,000 hours

Display Card:DVI display card

Working Voltage: AC220V±15% / 110V±15%

P3.91 LED DISPLAY

INDOOR & OUTDOOR LED DISPLAY



SPECIFICATIONS

Cabinet size:500*500mm/500*1000mm	Module size:250*250mm	Cabinet Weight:8kg/13KG
Refresh Rate:≥7680Hz	Best Viewing Distance:5-30m	Gray scale:14-16bit
Best Viewing Angle:160°±10°	Lifetime:100,000 hours	Screen Signal:PAL/NTSC
Display Card:DVI display card	Working Voltage: AC220V±15% / 110V±15%	

GOB LED DISPLAY MODULE

With the option to choose from a pixel pitch range of P2.604 to P5.95, which allows you to select the most suitable type for your venue and ensuring an enhanced viewing experience.




EASY INSTALLATION

Easy installation with professional pins, a fast interlocking system, and a comfortable handle design for effortless setup and dismantling.







P2.604 P2.976 LED DISPLAY

INDOOR & OUTDOOR LED DISPLAY




MAIN FEATURE

500*500/1000mm LED Display Cabinet
Lightweight and Thin Handle Design, Effortless
Carrying Secure Locking Design

- 
 High Definition
- 
 GOB Module
- 
 Two Cabinet Options
- 
 Easy Maintenance

EASY INSTALLATION

Support ground stacking installation, hanging installation, floor installation. Easy, quick and time saving.



SPECIFICATIONS

Cabinet size:500*500mm/500*1000mm	Module size:250*250mm	Cabinet Weight:8kg/14.5kg
Refresh Rate:≥7680Hz	Best Viewing Distance:5-30m	Gray scale:14-16bit
Best Viewing Angle:160°±10°	Lifetime:100,000 hours	Screen Signal:PAL/NTSC
Display Card:DVI display card	Working Voltage: AC220V±15% / 110V±15%	


P1.56 P1.95 LED DISPLAY

FRONT MAINTENANCE LED DISPLAY




SPECIFICATIONS

Cabinet size:500*500mm/500*1000mm	Module size:250*250mm	Cabinet Weight:8kg/13KG
Refresh Rate:≥7680Hz	Best Viewing Distance:5-30m	Gray scale:14-16bit
Best Viewing Angle:160°±10°	Lifetime:100,000 hours	Screen Signal:PAL/NTSC
Display Card:DVI display card	Working Voltage: AC220V±15% / 110V±15%	



MAIN FEATURE

500*500/1000mm LED Display Cabinet
Lightweight and Thin Handle Design,
Effortless Carrying Secure Locking Design.




EASY INSTALLATION

Front Maintenance LED Display can be installed with ground, stack, hanging installation and curved splicing.
Easy, fast, quickly and save time.



P1.25 P2 LED DISPLAY

INDOOR FULL COLOR LED DISPLAY



SPECIFICATIONS

Cabinet size:640*480mm

Module size:320*160mm

Refresh Rate:≥7680Hz

Best Viewing Distance:5-30m

Best Viewing Angle:160°±10°



Lifetime:100,000 hours

Display Card:DVI display card

Working Voltage: AC220V±15% / 110V±15%

SUPERIOR QUALITY MODULE

- 320*160mm Module Size
- Pure Black Mask Design
- Convenient Front Maintenance Design
- Various Pixel Pitch with Fabulous Visual Effect

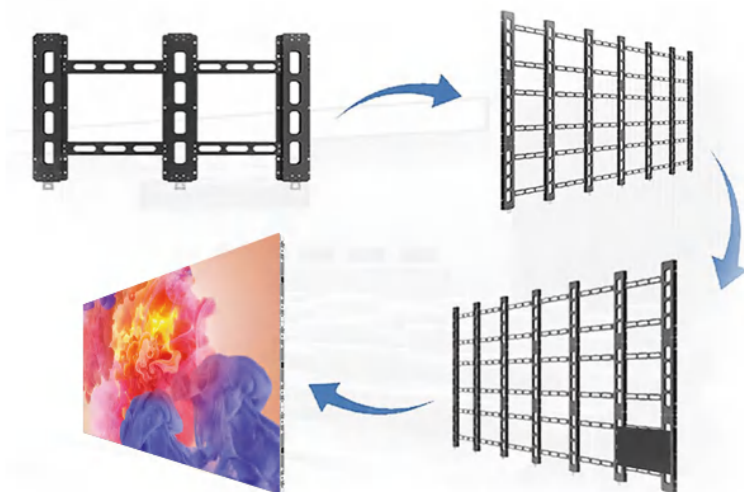


FRONT MAINTENANCE

LED display modules use high-tech magnets for quick and easy replacement.


EASY INSTALLATION

Ready-made brackets, ensuring the whole screen flat and seamless.



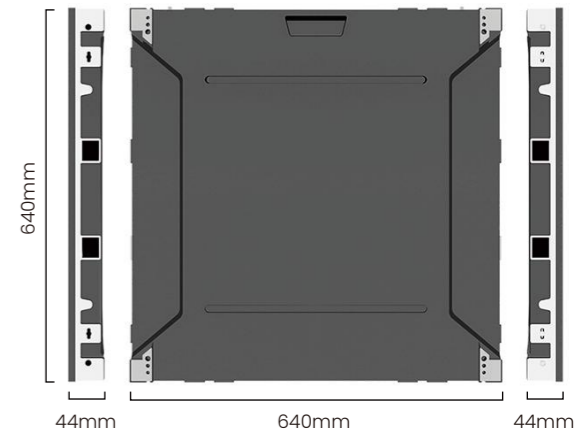
P2.5 LED DISPLAY

INDOOR & OUTDOOR FULL COLOR LED DISPLAY



SUPERIOR QUALITY MODULE

- 320*160mm Module Size
- Pure Black Mask Design
- Front Maintenance for Easy Access
- High-Quality GOB LED Modules for Durability



FRONT MAINTENANCE


LED display modules use high-tech magnets for quick and easy replacement.

SPECIFICATIONS

Cabinet size:640*640mm	Module size:320*160mm	Cabinet Weight:7.5KG
Refresh Rate:≥7680Hz	Best Viewing Distance:5-30m	Gray scale:14-16bit
Best Viewing Angle:160°±10°	Lifetime:100,000 hours	Screen Signal:PAL/NTSC
Display Card:DVI display card	Working Voltage: AC220V±15% / 110V±15%	

EASY INSTALLATION

The entire system is accessible from the front, allowing for quick and easy repairs or replacements, minimizing downtime.



P6 P8 P10 LED DISPLAY

OUTDOOR LED PANEL DISPLAY

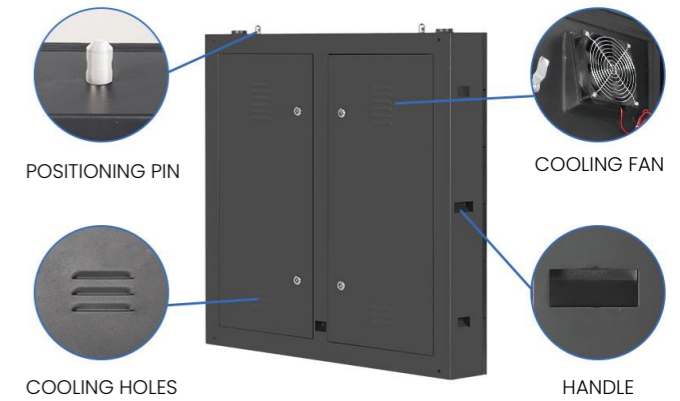


SPECIFICATIONS

Cabinet size:960*960mm	Module size:320*160mm	Cabinet Weight:36KG
Refresh Rate:≥7680Hz	Best Viewing Distance:10-150m	Gray scale:14-16bit
Best Viewing Angle:160°±10°	Lifetime:100,000 hours	Screen Signal:PAL/NTSC
Display Card:DVI display card	Working Voltage: AC220V±15% / 110V±15%	

MAIN FEATURE

- Reliable 3 Years of Warranty
- Quick Problem Shooting Rear Maintenance
- Favorable Outdoor LED Display Solution
- Various Pixel Pitch: P2.5 P3.076 P4 P5 P6.67 P8 P10



REAR MAINTENANCE

Rear maintenance allows for quick issue resolution, ensuring stable LED performance and efficient repairs.


EASY INSTALLATION

This outdoor fixed LED display can be installed using two methods, including hanging and bracket installation.



TRANSPARENT LED SCREEN

TRANSPARENCY SEAMLESS INTEGRATION



SPECIFICATIONS

Cabinet size: 500*500mm/500*1000mm

Cabinet Weight: 3.55KG

Material: Aluminum

Working: Both in door and outdoor



Display Card: DVI display card

Screen Signal: PAL/NTSC

Installation: Crane girder hoisting and fixed installation

MAIN FEATURE

- Ultra High-Resolution Performance
- Lightweight and Easy to Install
- Waterproof Protection for Outdoor Displays
- Over 62% Transparency Seamless Integration




EASY MAINTENANCE

Built to require less upkeep, so you can focus on your business rather than troubleshooting. Designed for 100000 hours using longevity.


VISUAL CONTINUITY

With seamless splicing tech, uninterrupted screen where multiple panels connect without any visible seams.



LED SCREEN FLOOR

P3.91/P4.81 INTERACTIVE LED VIDEO DANCE FLOOR



QUICK-SENSING INTERACTIVE EFFECT


MAIN FEATURE

- Rapid Response, Seamless Interactivity
- Sharp & Clear HD Visuals
- Built to Support Dynamic Movements
- 2000 kg/sqm Superior Load Capacity



SUPER STRONG LOAD-BEARING

Supports up to 2000kg/sqm, blending safety with durability.



SPECIFICATIONS

Cabinet size:500*1000mm	Module size:250*250mm	Cabinet Weight:25KG
Refresh Rate:≥7680Hz	Best Viewing Distance:5-30m	Gray scale:14-16bit
Best Viewing Angle:160°±10°	Lifetime:100,000 hours	Screen Signal:PAL/NTSC
Display Card:DVI display card	Working Voltage: AC220V±15% / 110V±15%	


UNIFIED CONTROL

LED floor panels and screens provide seamless integration and synchronized control to enhance the event atmosphere.



MOISTURE-RESISTANT LED SCREEN FLOOR

Whether it's a splash or a spill, this moisture-resistant LED floor ensures your event thrives without interruption.




QUICK-SENSING INTERACTIVE EFFECT

Immediate reactions, lightning-fast feedback, seamless engagement, and boosted interaction.



UNIFIED CONTROL OF LED FLOOR & SCREENS

LED floor panels and display screens offer seamless integration and simultaneous control displaying cohesive visuals to enhance the event atmosphere.



SPHERE LED DISPLAY

- Super Clear Visual Performance
- Unique and Creative Spherical Shape
- Flicker-free Image Display
- Providing 3 Years Warranty



ULTRA-HIGH REFRESH RATE

Boasting a refresh rate of at least 3840 Hz, ensuring smooth and flicker-free visuals.



ENHANCED PROTECTION

Advanced protection against humidity, dust, rust, and static.

